

ISB SOLA BASICLISTED
5 P 49

REV: "A"

FLUORESCENT BALLAST SPECIFICATIONS**DESCRIPTION**

| | | | | |
|-------------------------------------|-----------------------|--------------------------------|--------------------------|--|
| CATALOG E620-F-1236110-TP | TYPE Magnetic Sign | STARTING METHOD Rapid Start | NUMBER OF LAMPS 1 & 2 | LAMP TYPE 1-F48, F72, F96 or 2-F24, F48, F72 T12 / HO |
|-------------------------------------|-----------------------|--------------------------------|--------------------------|--|

ELECTRICAL CHARACTERISTICS

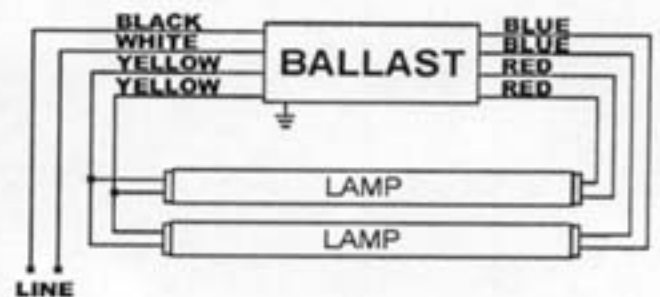
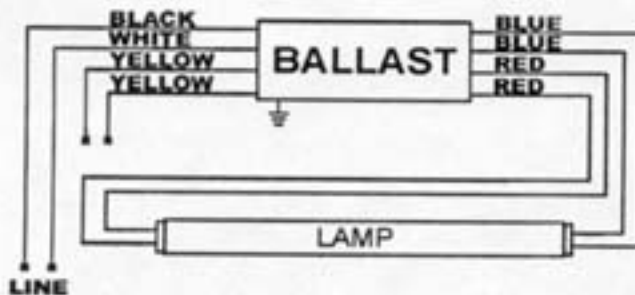
| | | | | | | | |
|-------------------------|-----------------------------|---------------------|-------------------------|--------------|------------|--------------------|------------------|
| INPUT VOLTAGE 120v | LAMP WATTS 113/87/60/32w | INPUT WATTS 179w | INPUT CURRENT 1.50 A | OCV 520v | PF 0.97 | FREQUENCY 60 Hz | SOUND RATED C |
| MIN START TEMP -20°F | CLASS P | TYPE 2 outdoor | BALLAST FACTOR 0.89 | BEF 0.497 | THD 14% | NO PCB'S | |

PHYSICAL CHARACTERISTICS

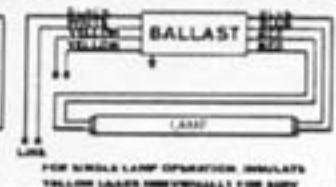
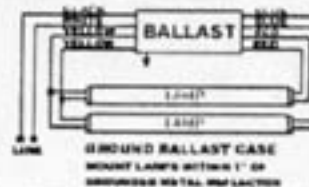
| | | | | | | | |
|----------|------------------------|-------|--------|-------|--------|--------|-------|
| | CASE DIMENSIONS | | | | | | |
| | UNITS | M1 | M2 | M3 | W | L | H |
| | INCHES | 2 | 11.140 | 10.5 | 3.187 | 11.750 | 2.625 |
| | TOL(+/-) | 0.010 | 0.010 | 0.010 | 0.050 | 0.050 | 0.050 |
| | MM | 51 | 283 | 267 | 81 | 298 | 66 |
| | TOL(+/-) | 0.25 | 0.25 | 0.25 | 1.30 | 1.30 | 1.30 |
| | LEAD LENGTH | | | | | | |
| UNITS | BLACK | WHITE | RED | BLUE | YELLOW | | |
| INCHES | 18 | 18 | 33 | 33 | 51 | | |
| TOL(+/-) | 3/8 | 3/8 | 3/8 | 3/8 | 3/8 | | |
| MM | 457 | 457 | 838 | 838 | 1295 | | |
| TOL(+/-) | 10 | 10 | 10 | 10 | 10 | | |

CARTON CHARACTERISTICS

| | | | | | | |
|----------------------|-------------------------------------|-------------------------------------|--|------------------------|-------------------------|----------------------------|
| UNITS/CARTON 4 | CARTONS/LAYER 12 & 6 | # OF LAYERS 4 & 1 | UNITS/PALLET 216 | PIECE WEIGHT 11 lbs | CARTON WEIGHT 45 lbs | PALLET WEIGHT 2,489 lbs |
| CARTONS/PALLET 54 | CARTON DIMENSIONS 12" x 12" x 4" | PALLET DIMENSIONS 40" x 48" x 7" | PALLET DIMENSIONS LOADED, INCLUDING WOOD PALLET 40" x 48" x 28" | | | |

ELECTRICAL DIAGRAMS:**PRODUCT LABEL**

120 VOLT 1.50 AMP 520 OCV 60 HZ

FOR: 2-F24T12HO or 2-F48T12HO or 2-F72T12HO
or 1-F48T12HO or 1-F72T12HO or 1-F96T12HOHIGH POWER FACTOR RAPID START
PLASTIC SIGN BALLAST**E620-F-1236110-TP**MINIMUM -20°C
MADE IN MEXICOCLASS P
TYPE 2
OUTDOOR
NO PCB'S**SOLA**

Lighting and Power Source
2707 Realty Road, Suite 110
Carrollton, TX 75006
Tel: (888) 385-4448
Fax: (972) 418-5858

FGGI-05-57/00