

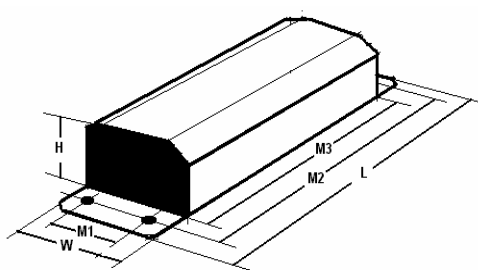
DESCRIPTION

CATALOG: E450-F-260-SW	STARTING METHOD: Instant Start	INPUT VOLTAGE: 120 V~	OCV: 690 V~	FREQUENCY: 60 Hz
BALLAST TYPE: Energy efficient magnetic	CLASS: P	TYPE: 1 outdoor	LAMP CONNECTION: Series	SOUND RATED: B NO PCB'S

ELECTRICAL CHARACTERISTICS

LAMP TYPE	NUMBER OF LAMPS	LAMP WATTS	MIN. START TEMP. (°F/°C)	INPUT WATTS (Watts)	INPUT CURRENT (Amps)	BALLAST FACTOR	B.E.F.	P.F.	THD %	LAMP CREST FACTOR
F96T12	2	75	50/10	160	1.39	0.93	0.580	0.96	22	1.7
F96T12/ES	2	60	60/16	135	1.25	0.93	0.685	0.91	28	1.7
F84T12	2	70	50/10	152	1.32	0.92	0.605	0.96	22	1.7
F72T12	2	55	0/-18	132	1.18	1.00	0.755	0.93	22	1.7
F64T12	2	52	0/-18	132	1.21	1.02	0.770	0.91	28	1.7
F60T12	2	50	0/-18	116	1.07	0.94	0.810	0.90	22	1.7

PHYSICAL CHARACTERISTICS



CASE DIMENSIONS						
UNITS	M1	M2	M3	W	L	H
INCHES	2.0	11.140	10.5	3.109	11.750	1.7815
TOL(+/-)	0.010	0.030	0.010	0.050	0.100	0.080
MM	51	283	267	79	298	45
TOL(+/-)	0.25	0.80	0.25	1.30	2.50	2.00

LEAD LENGTH						
UNITS	BLACK	WHITE	RED	BLUE	YELLOW	
INCHES	12	12	12	12		
TOL(+/-)	3/8	3/8	3/8	3/8		
MM	305	305	305	305		
TOL(+/-)	10	10	10	10		

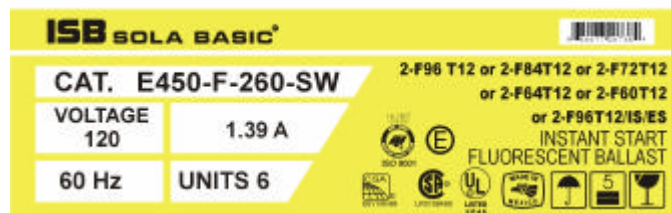
CARTON CHARACTERISTICS

UNITS/CARTON 6	CARTON/LAYER 12	# OF LAYERS 4	UNITS PALLET 288	PIECE WEIGHT 8 lbs	CARTON WEIGHT 49 lbs	PALLET WEIGHT 2391 lbs
CARTON PALLET 48	CARTON DIMENSIONS 12" x 12" x 4"		PALLET DIMENSIONS 40" x 48" x 7"		PALLET DIMENSIONS LOADED, INCLUDING WOOD PALLET 40" x 48" x 24"	

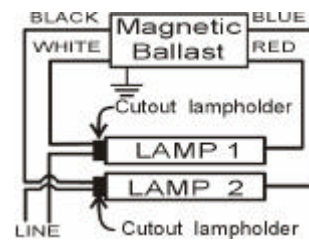
MISC.

For Replacement Use Only; Shrink Wrapped Individual Units; Use Cut-Out Lamp Holders.

CARTON LABEL



ELECTRICAL DIAGRAM



PRODUCT LABEL



Lighting and Power Source
 2840 Keller Springs Road,
 Suite 1102 & 1103
 Carrollton, TX 75006 – 4832
 Tel: (888) 385-4448
 Fax: (972) 418-5858

Made in Mexico by Industrias Sola Basic S.A. de C.V.

Certificate No. 006281