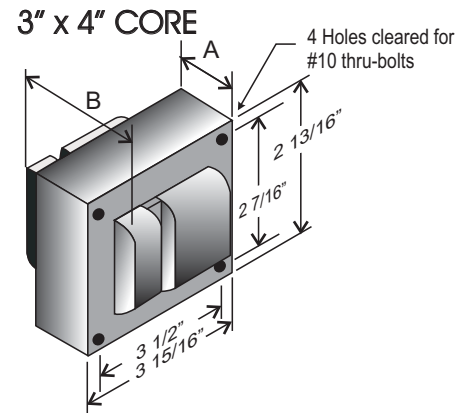


## CATALOG NUMBER: E-MZA00W100 FOR ONE 100 WATT, M90 METAL HALIDE LAMP

Line Voltage	120/208/240/277V
Regulation	
Line Volts	+/- 5%
Lamp Watts	+/-10%
Frequency	60 Hz
Circuit Type	HX-HPF
Power Factor (min)	90%
Insulation Class	H(180°)
Min. Ambient Starting Temp.	-20° F or -30° C

Line Voltage (Volts)	120	208	240	277
Line Current (Amps)				
Operating	1.16	0.67	0.58	0.50
Open Circuit	2.16	1.25	1.10	0.95
Starting	1.60	0.79	0.57	0.47
Input Watts (W)	130	130	130	130
Open Circuit Voltage (V)	250	250	250	250
Drop Out Voltage (V)	90	150	175	208
UL(1029) Bench Top Rise	B	A	A	A
Recommended Fuse (Amps)	5	4	3	3

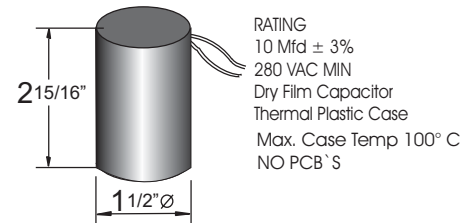
HIGH POTENTIAL TEST (VOLTS)					
1 Minute	2000				
2 Seconds	2500				
Open Circuit Voltage Test(volts)	230-285				
Short-Circuit Current Test (Amps)					
Secondary Current	1.25 - 1.50				
Input Current (Amps)		0.80 - 1.30	0.45 - 0.75	0.40 - 0.65	0.35 - 0.55



### CORE AND COIL

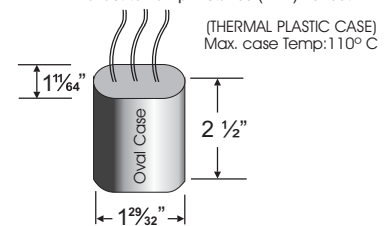
Dimension A (inches)	1.70
Dimension B (inches)	3.00
Weight (Lbs)	6.00
Lead Lengths (inches)	12

### CAPACITOR


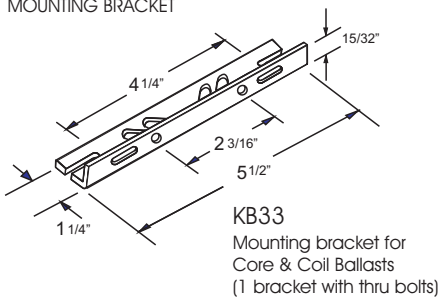


### IGNITOR 356-AS-100-MH

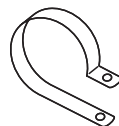
Ballast to Lamp Distance (BTL): 5 feet



### BRACKET CORE & COIL MOUNTING BRACKET

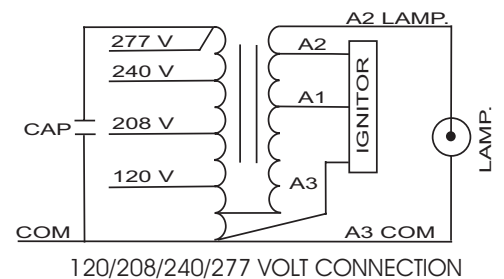


C-01  
MOUNTING CLIP for round case (Furnished as standard with B suffix ballast)



I-01  
MOUNTING CLIP for oval case (Furnished as standard with B suffix ballast)

### WIRING DIAGRAM



## ORDERING INFORMATION

\*\*\* Add proper suffix to catalog number when ordering as indicated below:  
 No suffix = Core and Coil Only  
 B= Core and Coil, and Bracket  
 C=Core and Coil, and Capacitor  
 BC=Core and Coil, Capacitor and Bracket

Data is based upon tests performed by Industrias Sola Basic in a controlled environment and representative of relative performance. Actual Performance can vary depending on operating conditions. Specifications are subject to change without notice.

ISO 9001:2000

